



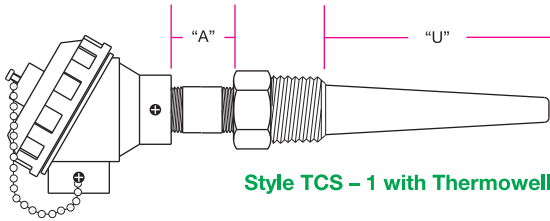
Industrial Process Thermocouples



Tempco manufactures many styles of industrial thermocouple assemblies for a wide range of industries, from petrochemical to textile applications, where one or more protection tubes may be necessary to protect the thermocouple.

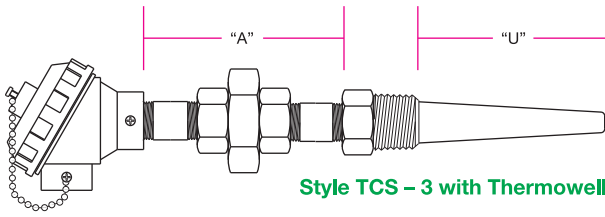
Metal Protecting Tube Assemblies

Thermowell Assemblies



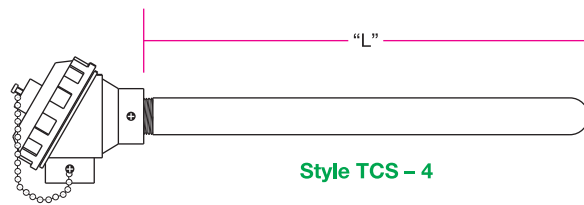
Style TCS - 1 with Thermowell

Thermocouple Head, Nipple, Thermowell

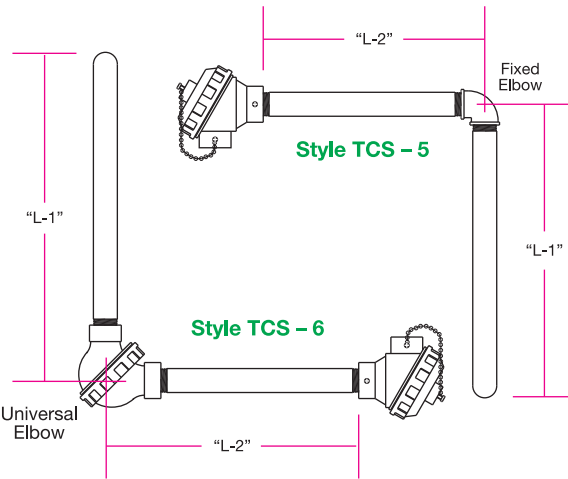


Style TCS - 3 with Thermowell

Thermocouple Head, Nipple, Union, Nipple, Thermowell



Style TCS - 4

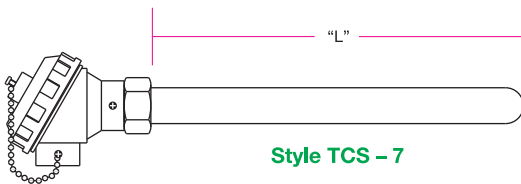


Style TCS - 5

Style TCS - 6

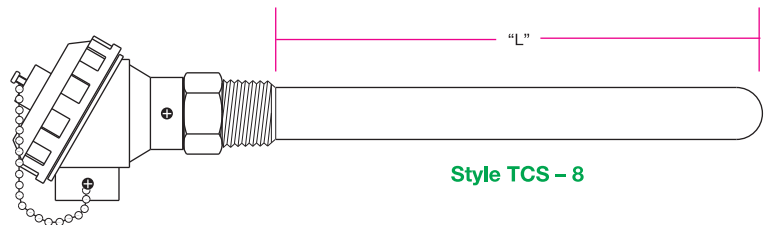
Thermocouple Head, Metal Protecting Tube

Ceramic Tube Assemblies



Style TCS - 7

Thermocouple Head, Fixed Bushing, Ceramic Tube



Style TCS - 8

Thermocouple Head, Ceramic Tube



Industrial Thermocouples

Base Metal Thermocouples

Design Features

- * Base Metal Thermocouple Elements insulated with ceramic insulators
- * Can be used to replace thermocouple inserts in industrial thermocouple assemblies

Style D – Dual Element (Available in 14 ga. and 20 ga. only)

Dual set of thermocouple wires with 4-hole round alumina insulators

- 14 ga. insulator P/N COR-128-102
- 20 ga. insulator P/N COR-128-101

* See Page 14-96 for Insulator Dimensions.*



Ordering Information

Base Metal Thermocouple Element Style D is offered with the options listed below. Create an ordering code by filling in the boxes with the appropriate number and/or letter designation for your requirements, and a part number will be assigned.

Ordering Code: **TCB** -



Design Style

Calibration ANSI Type K or J

Wire Gauge Size 14 or 20

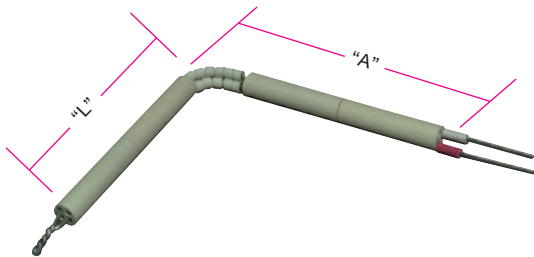
Butt-Welded Junction

- 1 = Common
- 2 = 2 separate junctions

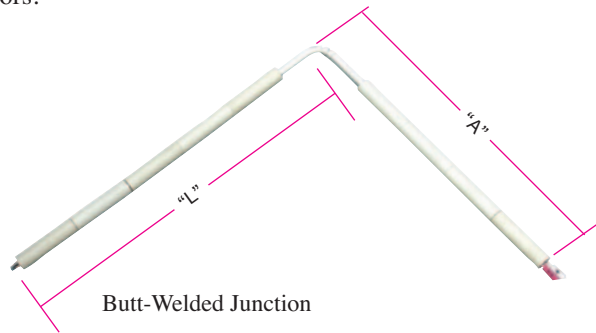
Length "L" in whole inches — 06-99"

Style A – Angle Element

Angle thermocouple wires with 2-hole round ceramic insulators.



Twisted and Welded Junction



Butt-Welded Junction

- 8 ga. insulator P/N COR-120-105

- 14 ga. insulator P/N COR-120-104

- 20 ga. insulator P/N COR-120-106

* See Page 14-96 for Insulator Dimensions.*

Ordering Information

Base Metal Thermocouple Element Style A is offered with the options listed below. Create an ordering code by filling in the boxes with the appropriate number and/or letter designation for your requirements, and a part number will be assigned.

Ordering Code: **TCB** -



Design Style

Calibration ANSI Type K or J

Wire Gauge Size 8 ga. (08), 14 or 20

Length "L" in whole inches — 3" min.

Junction **W** = Twisted and Welded
B = Butt-Welded

Length "A" in whole inches — 3" min.

⚠ WARNING: Cancer and Reproductive Harm - www.P65Warnings.ca.gov.