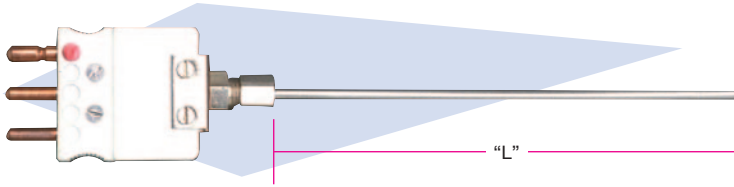




Style RTD2 — Plug or Jack Termination



Optional Installation
Compression Fitting
See Box 10

Ordering Information

RTDs are offered with the options listed in the worksheet below. Create an ordering code by filling in the boxes with the appropriate number and/or letter designation for your requirements, and a part number will be assigned.

Design Features

- * Platinum Resistance Element
- * Available with standard or mini, 2- or 3-prong plug or jack

Two Construction Styles to Suit Any Application

(See Ordering Code Box 9)

- * Standard Industry Tube and Wire construction with fiberglass 900°F (482°C) or Teflon® 392°F (200°C) lead wires
- * Mineral Insulated construction rated up to 1200°F (650°C). This construction type allows forming and bending the sheath to meet design requirements.

Ordering Code: **RTD2** -

Element BOX 1

S = 100Ω Single **K** = 1000Ω Single
D = 100Ω Dual **L** = 1000Ω Dual
TCR = .00385 ohm/ohm/°C

Sheath Length "L" BOX 6

Whole inches
01 to **99**
For lengths over 99 in. consult TEMPCO.

Sheath Length "L" BOX 7

Fractional inches
0 = 0" **3** = 3/8" **6** = 3/4"
1 = 1/8" **4** = 1/2" **7** = 7/8"
2 = 1/4" **5** = 5/8"

Element Class BOX 2

A = ±0.06% at 0°C, Optional
B = ±0.12% at 0°C, Standard

Termination BOX 8

P = Standard Male Plug 350°F (177°C) **D** = Mini Male Plug 350°F (177°C)
J = Standard Female Jack **E** = Mini Female Jack
K = Std. Plug with Mating Jack **F** = Mini Plug with Mating Jack

Number of Leads BOX 3

2 = 2-wire circuit
3 = 3-wire circuit (Dual circuit not available)

RTD Construction Type BOX 9

Standard Industry Construction
S = Fiberglass insulated 900°F (450°C)
T = Teflon® Insulated 392°F (200°C)
Mineral Insulated Construction
M = MgO Insulated 1200°F (650°C)
(Type "M" not available for "K" or "L" from Element Box 1)

Sheath O.D. BOX 4

F = 0.125" (Single Element Only)
G = 0.188"
H = 0.250"

Optional Compression Fitting BOX 10

1 = 1/8" NPT SS **4** = 1/8" NPT Brass
2 = 1/4" NPT SS **5** = 1/4" NPT Brass
3 = 1/2" NPT SS **6** = 1/2" NPT Brass
0 = None Required

Sheath Material BOX 5

B = 304 SS
C = 316 SS
A = Alloy 600
(Style M only; See Box 9)

Special Requirements BOX 11

X = Specify
0 = None

⚠ WARNING: Cancer and Reproductive Harm - www.P65Warnings.ca.gov.

(800) 323-6859 • Email: sales@tempco.com



RTD Termination Styles

RTD Termination Styles

Style B—Plain Ends

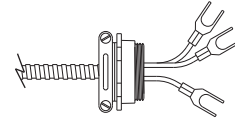
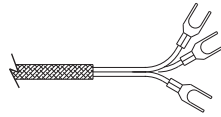
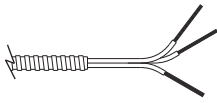
Style S—Spade Lugs

Style C—Spade Lugs with BX connector

Optional Termination Styles

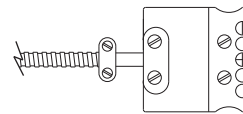
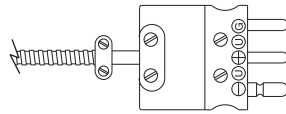
Available for the following RTDs:

Style	Page
RTD1	14-50
RTD4	14-53
RTD5	14-54
RTP	14-61 through 14-63



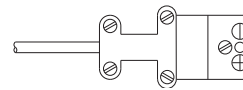
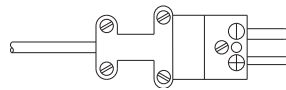
Style P—Standard Plug
(3-wire shown)

Style J—Standard Jack
(3-wire shown)



Style D—Miniature Plug
(2-wire shown)

Style E—Miniature Jack




ECR Style RTD Extension Assemblies

(3-wire circuits shown, 2-wire circuits also available)

Termination 1

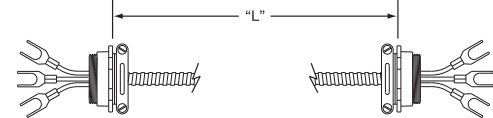
Termination 2




Style RJP—Jack to Plug

Termination 1


Termination 2



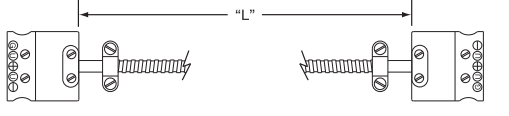
Style RCC—BX Connector to BX Connector



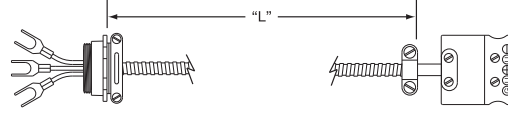
Style RPP—Plug to Plug



Style RCP—BX Connector to Plug



Style RJJ—Jack to Jack



Style RCJ—BX Connector to Jack

Ordering Code: **ECR** -

Number of Leads BOX 1

- 2 = 2-wire circuit
- 3 = 3-wire circuit
- 4 = 4-wire circuit*

*Plugs and Jacks not available

"L" Dimension BOX 4

Whole inches
001 to 999

Lead Insulation BOX 5

	Standard	Overbraided	Armor Cable
Fiberglass 900°F (482°C)	S	B	A
Teflon® 392°F (200°C)	T	D	F

Termination (Specify for Both Ends) BOXES 2 & 3

- B** = 2-1/2 in. Split Leads
- S** = Spade Lugs
- C** = Spade Lugs with BX Conn.
- P*** = Standard Plug
- J*** = Standard Jack
- D*** = Miniature Plug
- E*** = Miniature Jack
- X** = Other (Specify)

*Plugs and Jacks for 2- and 3-Wire Only

Special Requirements BOX 6

- X** = Specify
- 0** = None

⚠ WARNING: Cancer and Reproductive Harm - www.P65Warnings.ca.gov.