




### Style RTD3 — Open Disc Termination



Optional Installation  
Compression Fitting  
See Box 9

### Ordering Information

RTDs are offered with the options listed in the worksheet below. Create an ordering code by filling in the boxes with the appropriate number and/or letter designation for your requirements, and a part number will be assigned.

### Design Features

- \* *Platinum Resistance Element*
- \* *Ceramic disc 1-1/8" O.D. for 2-, 3- and 4-wire designs, 2-1/32" O.D. for dual 6-wire design (.188" and .250" O.D. sheath); consult factory for 1/8" sheath O.D.*

### Two Construction Styles to Suit Any Application

(See Ordering Code Box 8)

- \* *Standard Industry Tube and Wire construction with fiberglass 900°F (482°C) or Teflon® 392°F (200°C) lead wires*
- \* *Mineral Insulated construction rated up to 1200°F (650°C). This construction type allows forming and bending the sheath to meet design requirements.*

Ordering Code: **RTD3** -

#### Element BOX 1

**S** = 100Ω Single    **K** = 1000Ω Single  
**D** = 100Ω Dual    **L** = 1000Ω Dual  
*TCR = .00385 ohm/ohm/°C*

#### Sheath Length "L" BOX 6

Whole inches  
**01** to **99**  
For lengths over 99 in. consult TEMPCO.

#### Element Class BOX 2

**A** = ±0.06% at 0°C, Optional  
**B** = ±0.12% at 0°C, Standard

#### Sheath Length "L" BOX 7

Fractional inches  
**0** = 0"    **3** = 3/8"    **6** = 3/4"  
**1** = 1/8"    **4** = 1/2"    **7** = 7/8"  
**2** = 1/4"    **5** = 5/8"

#### Number of Leads BOX 3

**2** = 2-wire circuit  
**3** = 3-wire circuit  
**4** = 4-wire circuit  
*0.125" O.D. (Dual circuit not available)*

#### RTD Construction Type BOX 8

**Standard Industry Construction**  
**S** = Fiberglass insulated 900°F (450°C)  
**T** = Teflon® Insulated 392°F (200°C)  
**Mineral Insulated Construction**  
**M** = MgO Insulated 1200°F (650°C)  
(Type "M" not available for "K" or "L" from Element Box 1)

#### Sheath O.D. BOX 4

**F** = 0.125"  
**G** = 0.188"  
**H** = 0.250"

#### Optional Compression Fitting BOX 9

**1** = 1/8" NPT SS    **4** = 1/8" NPT Brass  
**2** = 1/4" NPT SS    **5** = 1/4" NPT Brass  
**3** = 1/2" NPT SS    **6** = 1/2" NPT Brass  
**0** = None Required

#### Sheath Material BOX 5

**B** = 304 SS  
**C** = 316 SS  
**A** = Alloy 600  
(Type "M" Only; See Box 8)

#### Special Requirements BOX 10

**X** = Specify  
**0** = None

**⚠ WARNING:** Cancer and Reproductive Harm - [www.P65Warnings.ca.gov](http://www.P65Warnings.ca.gov).



## RTD Termination Styles

### RTD Termination Styles

Style B—Plain Ends

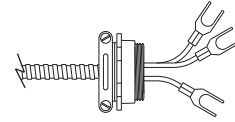
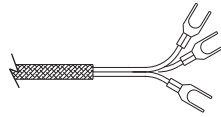
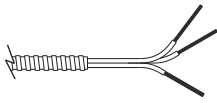
Style S—Spade Lugs

Style C—Spade Lugs with BX connector

#### Optional Termination Styles

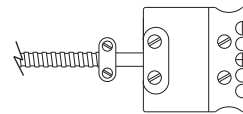
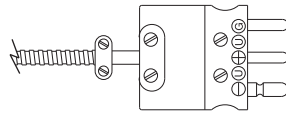
Available for the following RTDs:

Style	Page
RTD1	14-50
RTD4	14-53
RTD5	14-54
RTP	14-61 through 14-63



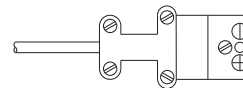
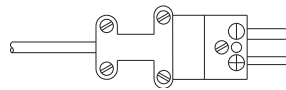
Style P—Standard Plug  
(3-wire shown)

Style J—Standard Jack  
(3-wire shown)



Style D—Miniature Plug  
(2-wire shown)

Style E—Miniature Jack




### ECR Style RTD Extension Assemblies

(3-wire circuits shown, 2-wire circuits also available)

Termination 1

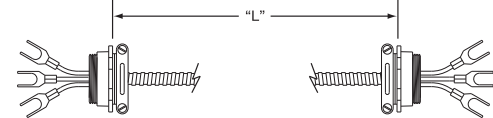
Termination 2




Style RJP—Jack to Plug

Termination 1


Termination 2



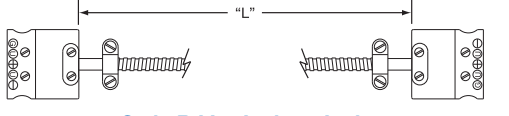
Style RCC—BX Connector to BX Connector



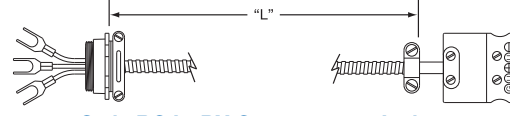
Style RPP—Plug to Plug



Style RCP—BX Connector to Plug



Style RJJ—Jack to Jack



Style RCJ—BX Connector to Jack

Ordering Code: **ECR** -

#### Number of Leads BOX 1

- 2 = 2-wire circuit
- 3 = 3-wire circuit
- 4 = 4-wire circuit\*

\*Plugs and Jacks not available

#### "L" Dimension BOX 4

Whole inches  
001 to 999

#### Lead Insulation BOX 5

	Standard	Overbraided	Armor Cable
Fiberglass 900°F (482°C)	<b>S</b>	<b>B</b>	<b>A</b>
Teflon® 392°F (200°C)	<b>T</b>	<b>D</b>	<b>F</b>

#### Termination (Specify for Both Ends) BOXES 2 & 3

- B** = 2-1/2 in. Split Leads
- S** = Spade Lugs
- C** = Spade Lugs with BX Conn.
- P\*** = Standard Plug
- J\*** = Standard Jack
- D\*** = Miniature Plug
- E\*** = Miniature Jack
- X** = Other (Specify)

\*Plugs and Jacks for 2- and 3-Wire Only

#### Special Requirements BOX 6

- X** = Specify
- 0** = None

**⚠ WARNING:** Cancer and Reproductive Harm - [www.P65Warnings.ca.gov](http://www.P65Warnings.ca.gov).