
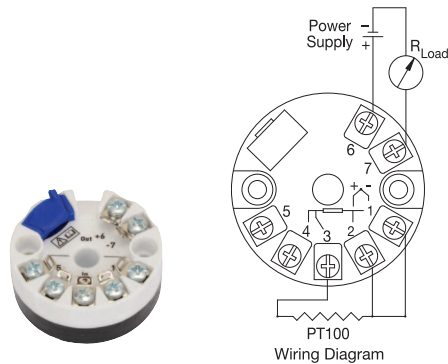


RTDs with Transmitter and Connection Head




Design Features

- * 100 ohm RTD
- * 4-20mA Programmable Linear Output Transmitter
- * Available with Spring-Loaded Sheath
- * Temperature Range of -58°F to 500°F (-50° to 260°C)
- * Transmitter Accuracy of +/0.2% of temperature span
- * For field programming of the temperature transmitter see Part Number ETM90006 on page 12-45
- * Available in Single 3-wire Circuit only
- * 1/2" NPT process connection



Transmitter Ambient Temperature Range:
-40° to +185°F (-40° to +85°C)
Refer to page 12-44 for complete details.



See Connection Head Box 7 below.
Refer to page 12-50 for complete Indicator specifications.

Ordering Information

RTDs are offered with the options listed in the worksheet below. Create an ordering code by filling in the boxes with the appropriate number and/or letter designation for your requirements, and a part number will be assigned.

Ordering Code: **RTM** -

Element Class BOX 1

- A** = +/-0.06% At 0°C (Optional)
- B** = +/-0.12% At 0°C (Standard)

Sheath O.D. BOX 2

- F** = .125"
- G** = .188"
- H** = .250"

Sheath Material BOX 3

- B** = 304 SS
- C** = 316 SS

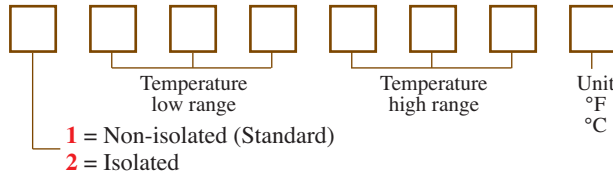
Sheath Length "L" BOX 4

Whole inches
01 to 99

Sheath Length "L" BOX 5

- Fractional inches
- | | | |
|-----------------|-----------------|-----------------|
| 0 = 0" | 3 = 3/8" | 6 = 3/4" |
| 1 = 1/8" | 4 = 1/2" | 7 = 7/8" |
| 2 = 1/4" | 5 = 5/8" | |

Transmitter Type BOX 6 (Enter Code Below)



Connection Head BOX 7

- A** = Standard Aluminum
- B** = Medium Size Aluminum
- H** = Standard Cast Iron
- P** = Polypropylene Head (FDA Approved)
- S** = Stainless Steel
- L** = Aluminum Head with LCD Indicator (EMT10001)
- M** = Heavy Duty Aluminum Head with LCD Indicator (EMT20001)
- E** = Explosion Proof (Aluminum)
- T** = Explosion Proof (Stainless Steel)

Note: Conduit connection for A, H & S is 1/2", for B is 3/8" NPT, for P is 3/4" NPT.
For overall dimensions see pages 14-98 through 14-100.

Spring-Loaded Probe BOX 8

- 0** = Not Required
- Y** = Required

Special Requirements BOX 9

- X** = Specify
- 0** = None

WARNING: Cancer and Reproductive Harm - www.P65Warnings.ca.gov.