

Standard (Non-Stock) Rectangular Straight Tempco-Pak Cable Heaters

Part Numbers are for heaters with 48" plain leads.

Longer lead length as well as optional stainless steel wire braid (B), fiberglass sleeve (S), stainless steel armored cable (A) or galvanized armored cable (C) protection is available upon request.
See ordering code worksheet below for lead wire protection and lead length desired.

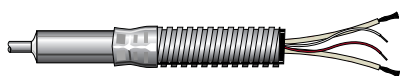
Standard Tempco-Pak Heaters are made with 304 Stainless Steel Sheath.

Cable Cross Section	Sheath Length		Cold Length		Watts	Watt Density		Volts	"J" T/C Junction	Part Number
	in	mm	in	mm		W/in ²	W/cm ²			
.110" x .160" (Rectangular)	21 $\frac{1}{8}$	537	1 $\frac{3}{8}$	41	300	28.5	4.41	240	UG-M	MHS00107
	27 $\frac{1}{2}$	698	1 $\frac{3}{8}$	41	350	25.0	3.87	240	UG-M	MHS00108
	30 $\frac{3}{4}$	781	1 $\frac{3}{8}$	48	400	25.6	3.97	240	UG-M	MHS00109
	32 $\frac{1}{4}$	819	1 $\frac{3}{8}$	41	400	24.2	3.74	240	UG-M	MHS00110
	35 $\frac{1}{4}$	895	1 $\frac{3}{4}$	44	450	24.8	3.86	240	UG-M	MHS00111
	35 $\frac{3}{8}$	911	1 $\frac{3}{8}$	41	425	23.0	3.56	240	UG-M	MHS00112
	40 $\frac{1}{4}$	1022	1 $\frac{1}{4}$	32	550	26.0	4.03	240	UG-M	MHS00113
	44 $\frac{1}{4}$	1124	1 $\frac{3}{8}$	41	500	21.7	3.36	240	UG-M	MHS00114
	44 $\frac{3}{4}$	1137	1 $\frac{1}{4}$	32	700	29.8	4.62	240	UG-M	MHS00115
	53 $\frac{1}{2}$	1359	1 $\frac{3}{8}$	41	800	28.8	4.46	240	UG-M	MHS00116
	57	1448	1 $\frac{3}{8}$	41	500	16.7	2.58	240	UG-M	MHS00117
	57 $\frac{3}{8}$	1464	1 $\frac{3}{8}$	41	550	18.1	2.81	240	UG-M	MHS00118
	62 $\frac{3}{4}$	1594	1 $\frac{3}{8}$	41	900	27.2	4.22	240	UG-M	MHS00119
	72	1829	1 $\frac{3}{8}$	41	1000	26.3	4.07	240	UG-M	MHS00120
	13 $\frac{3}{4}$	349	1 $\frac{3}{8}$	48	225	35.0	5.42	240	No T/C	HHS00159
	20 $\frac{1}{2}$	521	1 $\frac{3}{8}$	41	250	24.5	3.79	240	No T/C	HHS00160
	24 $\frac{3}{8}$	619	1 $\frac{3}{8}$	41	300	24.4	3.78	240	No T/C	HHS00161
	32 $\frac{3}{8}$	822	1 $\frac{3}{8}$	41	350	21.0	3.25	240	No T/C	HHS00162
	40 $\frac{1}{4}$	1022	1 $\frac{3}{8}$	41	400	19.1	2.96	240	No T/C	HHS00163
	48 $\frac{1}{4}$	1226	1 $\frac{3}{8}$	41	425	16.8	2.60	240	No T/C	HHS00164
53 $\frac{1}{2}$	1359	1 $\frac{3}{8}$	41	800	28.5	4.41	240	No T/C	HHS00165	
64 $\frac{1}{8}$	1629	1 $\frac{3}{8}$	41	500	14.8	2.29	240	No T/C	HHS00166	


UG-M: — Ungrounded T/C junction is 8" to 11" from the tip

Lead Wire Abrasion Protection Terminations

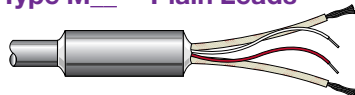
Type A__ — Stainless Steel Armor Cable



Type C__ — Galvanized Armor Cable



Type M__ — Plain Leads



Type B__ — Stainless Steel Overbraid



Type S__ — Fiberglass Sleeve



Potting Adapter Size without Crimping

5/16" O.D. x 1-1/2" long

Ordering Code:



NOTE: Complete termination descriptions are on page 5-5.

Ordering Information

Part Numbers above are for Standard Rectangular Tempco-Pak heaters with 48" plain lead wires. If you need other than standard 48" leads and/or wire protection use the ordering codes at the right and a part number will be assigned.

Lead Length BOX 1

Whole inches 000 to 999

Termination Type BOX 2

A = Stn. Stl. Cable
B = Stn. Stl. Wire Braid
C = Galvanized Cable
S = Fiberglass Sleeve
M = Plain Leads (Do not fill Box 3)

Length of Protection BOX 3

Whole inches 000 to 999

⚠ WARNING: Cancer and Reproductive Harm - www.P65Warnings.ca.gov.