

Lead Wire Protection and Plugs

Lead Wire Protection and High Temperature Electrical Plugs

High Temperature Fiberglass Sleeving



The fiberglass sleeving is first annealed to remove all organic matter and then uniformly coated with highly abrasion-resistant silicone rubber, which provides an excellent secondary insulation for greater dielectric strength and added protection against abrasion and wire contamination.

Temperature Range: -70°C to 180°C (-94°F to 356°F)

Order by the foot: 50 ft. minimum

NEMA Size	Nom. I.D. (in)	Part Number
24	0.024	SLV-101-113
20	0.036	SLV-101-112
16	0.056	SLV-101-111
12	0.086	SLV-101-110
10	0.107	SLV-101-109
8	0.135	SLV-101-108
5	0.186	SLV-101-107
4	0.208	SLV-101-106
3	0.234	SLV-101-104
2	0.263	SLV-101-102
0	0.330	SLV-101-101
3/8"	0.387	SLV-101-114

Flexible Armor Cable



Stainless Steel or Galvanized Steel

Used to protect lead wire against abrasion or physical damage in hazardous environments; provides protection from excessive flexing.

Order by the foot: 50 ft. minimum

I.D. (in)	O.D. (in)	Part Number		* Anti-Short Bushing (Plastic)
		Galv. Steel	Stainless Steel	
3/16	9/32	CAB-101-101	CAB-102-102	CAB-106-101
1/4	3/8	CAB-101-108	CAB-102-104	CAB-106-102
5/16	7/16	CAB-101-103	CAB-102-105	CAB-106-102
3/8	1/2	CAB-101-104	CAB-102-106	CAB-106-103
1/2	5/8	CAB-101-106	CAB-102-107	CAB-106-105

* Minimum Order 25 Pieces

Stainless Steel Braid Sleeving



Used to protect lead wire against abrasion or physical damage in hazardous environments.

Order by the foot: 50 ft. minimum

I.D. (in)	Part Number
.078	CAB-105-101
.125	CAB-105-102
.172	CAB-105-103
.250	CAB-105-104
.375	CAB-105-105

All Items Available from Stock

Stock Quick-Disconnect Electrical Plugs


Quick-Disconnect Plugs provide the simplest and safest way to apply power to heater installations. The combination of plug and cup assembly along with armor cable covered leads eliminates all live exposed terminals or wiring that can be a potential hazard to employees or machines.

- * Replace Exposed Terminals
- * Durable Cast Aluminum Body
- * High Temperature Ceramic Insulators
- * Solid Brass Contacts
- * Replace Exposed Lead Wires
- * Temperature Exposure Up to 200°C (392°F)
- * Available on Many Tempco Heater Products



Plugs can be prewired and fitted with armor cable or wire braid leads.

Part Number: assigned when ordered



Right-Angle Plug

Electrical Rating: 25 Amp—380 Volt


Part Number: EHD-101-103



Straight Plug

Electrical Rating: 25 Amp—380 Volt

Part Number: EHD-101-102




16 Amp Cup Assembly

Electrical Rating: 10 Amp – 250VDC
16 Amp – 250VAC

Cutout Size: 1.495" x .790"

Part Number: EHDR-1001



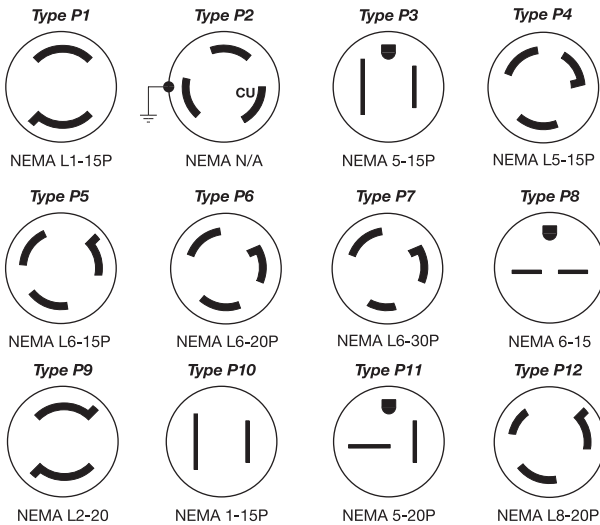

25 Amp Cup Assembly

Electrical Rating: 25 Amp – 380 Volt

Cutout Size: 1.495" x .790"

Part Number: EHDR-1231

Heavy Duty Quick-Disconnect Plugs and Matching Connectors (Cable Type)




Reference	NEMA P or R	Amps	Volts	Plug Part No.	Connectors (Female) Part Number
P1 twist lock	L1-15	15A	125V	EHD-102-102	EHD-103-101
P2 twist lock	N/A	10A 15A	250V 125V	EHD-102-107	EHD-103-103
P3 straight	5-15	15A	125V	EHD-102-103	EHD-103-102
P4 twist lock	L5-15	15A	125V	EHD-102-113	EHD-103-104
P5 twist lock	L6-15	15A	250V	EHD-102-121	EHD-103-107
P6 twist lock	L6-20	20A	250V	EHD-102-122	EHD-103-150
P7 twist lock	L6-30	30A	250V	EHD-102-126	EHD-103-125
P8 straight	6-15	15	250V	EHD-102-114	EHD-103-139
P9 twist lock	L2-20	20A	250V	EHD-102-104	N/A
P10 straight	1-15	15	125V	EHD-102-101	N/A
P11 straight	5-20	20	125V	EHD-102-140	N/A
P12 straight	L8-20	20	480V	EHD-102-123	EHD-103-106




Notes: Type P2 twist lock plug is not listed by UL, and is recommended for replacement use only in existing installations. Connectors are cable mount only.

General Purpose Terminal Boxes (Can be field retrofit or factory installed)


Housings that Fit – Mica Bands, Ceramic Bands, Mi-Plus® Bands and Mica Strip Heaters




For use on **Std. T3 Screw Termination with 10-32 studs**.
Terminal mounting centers: 7/8"
Two Knockouts:
1/2" conduit, One on each side
Part Number: HSGR-1149



For use on **Std. T2 Screw Termination with 10-32 studs**.
Terminal mounting centers: 7/8"
Two Knockouts:
1/2" conduit, One on each side
Part Number: HSGR-1013




Box HSGR-1005 w/ EHDR-1001 cup assembly (see page 15-14).
For use on **Std. T3 Screw Termination with 10-32 studs**.
Terminal mounting centers: 7/8"
Part Number: EHDR-1002




Box HSGR-1005 w/ EHDR-1231 cup assembly (see page 15-14).
For use on **Std. T3 Screw Termination with 10-32 studs**.
Terminal mounting centers: 7/8"
Part Number: EHDR-1227

Housings that Fit – Channel Strip and Finned Channel Strip Heaters



For use on **Standard T3 Screw Termination with 10-32 studs**.
Terminal mounting centers: 3/4"
One Knockout:
1/2" conduit, One as shown
Part Number: HSGR-1008



For use on **Standard T2 Screw Termination with 10-32 studs**.
Terminal mounting centers: 3/4"
Two Knockouts:
1/2" conduit, One on each side
Part Number: HSGR-1068

Other style boxes such as PVC, drawn aluminum or explosion-proof are available.