

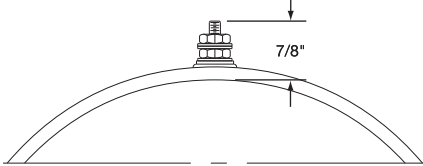
## Terminations

### **Stainless Steel Power Terminals: Type T1, Type T2 & Type T3**

Available on any clamping or construction variation, the specially designed Stainless Steel Power Terminals are internally connected to the heater and are resistant to over-torquing. The screw terminals are virtually unbreakable. Secure tightening of the electrical connections is essential for safety and long heater life.

#### **Duraband® Type T1 – Screw Terminals**

Considered standard on most band heaters unless otherwise specified.



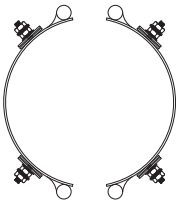
#### **One-Piece Band**

**Standard Termination Location:**  
each side of gap; center of width

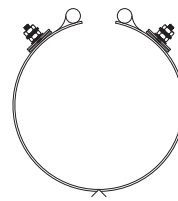
- \* **Minimum Inside Diameter:** 2" (50.8 mm)
- \* **Minimum Width:** 7/8" (22.2 mm)
- \* **Post Terminals:** 10-32 standard except 8-32 on < 1" wide heaters & heaters with ID < 3"
- \* **Max. Volts/Amps:** 480VAC/ 25A (10-32) or 20A (8-32)

#### **Two-Piece Band**

**Standard Termination Location:**  
next to gaps on each half;  
center of width



- \* **Minimum Inside Diameter:** 2" (50.8 mm)
- \* **Minimum Width:** 7/8" (22.2 mm)
- \* **Post Terminals:** 10-32 standard except 8-32 on < 1" wide heaters & heaters with ID < 3"
- \* **Max. Volts/Amps:** 480VAC/ 25A (10-32) or 20A (8-32) each half



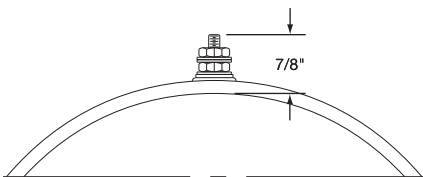
#### **One-Piece Expandable Band**

**Standard Termination Location:**  
each side of gap; center of width

- \* **Minimum Inside Diameter:** 2-1/2" (63.5 mm)
- \* **Minimum Width:** 1-1/4" (31.8 mm)
- \* **Post Terminals:** 10-32 standard except 8-32 on heaters with ID < 3"
- \* **Max. Volts/Amps:** 480VAC/ 25A (10-32) or 20A (8-32)

#### **Duraband Type T2 – Screw Terminals**

Recommended for narrow band heaters where screw terminals are preferred or the C2 terminal box protection is required.




#### **One-Piece Band**

**Standard Termination Location:**  
next to gap; center of width

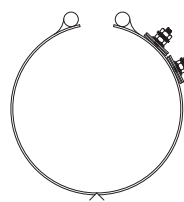
- \* **Minimum Inside Diameter:** 2" (50.8 mm)
- \* **Minimum Width:** 7/8" (22.2 mm)
- \* **Post Terminals:** 10-32 standard except 8-32 on < 1" wide heaters & heaters with ID < 3"
- \* **Max. Volts/Amps:** 480VAC/ 25A (10-32) or 20A (8-32)

#### **Two-Piece Band**

**Standard Termination Location:**  
next to same gap on each half;  
center of width



- \* **Minimum Inside Diameter:** 2" (50.8 mm)
- \* **Minimum Width:** 7/8" (22.2 mm)
- \* **Post Terminals:** 10-32 standard except 8-32 on < 1" wide heaters & heaters with ID < 3"
- \* **Max. Volts/Amps:** 480VAC/ 25A (10-32) or 20A (8-32) each half



#### **One-Piece Expandable Band**

**Standard Termination Location:**  
next to gap; center of width

- \* **Minimum Inside Diameter:** 2-1/2" (63.5 mm)
- \* **Minimum Width:** 1-1/4" (31.8 mm)
- \* **Post Terminals:** 10-32 standard except 8-32 on heaters with ID < 3"
- \* **Max. Volts/Amps:** 480VAC/ 25A (10-32) or 20A (8-32)