

### Duraband® Type R3 – Removable Armor Cable

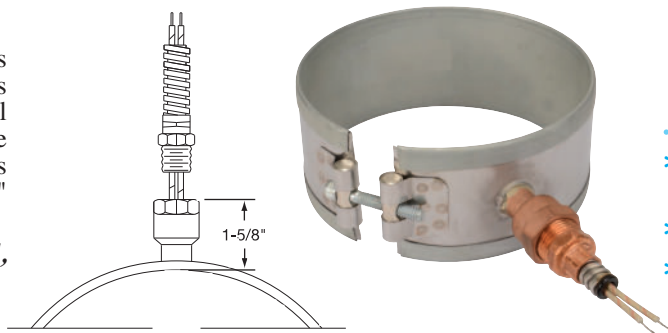
**Type R3A** – Plain Leads & Female Fitting

**Type R3B** – Leads, Male Adapter & Galvanized Armor

**Type R3C** – Leads, Male Adapter & SS Armor

Recommended on applications where removable armor is required. The fitting will accept the standard armor cable connector. The standard leads are 10" of armor cable over 12" of flexible leads.

*If longer leads are required, specify when ordering.*



#### One-Piece Band

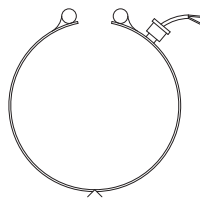
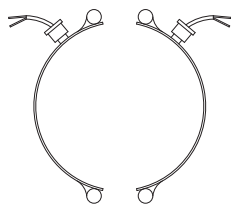
**Standard Termination Location:** next to gap; center of width

- \* **Minimum Inside Diameter:** 1-1/2" (38.1 mm)
- \* **Minimum Width:** 1-1/4" (31.7 mm)
- \* **Maximum Volts/Amps:** 480VAC/12.5A

#### Two-Piece Band

**Standard Termination Location:** next to same gap on each half; center of width

- \* **Minimum Inside Diameter:** 2" (50.8 mm)
- \* **Minimum Width:** 1-1/4" (31.7 mm)
- \* **Maximum Volts/Amps:** 480VAC/12.5A each half



#### One-Piece Expandable Band

**Standard Termination Location:** next to gap; center of width

- \* **Minimum Inside Diameter:** 2-1/2" (63.5 mm)
- \* **Minimum Width:** 1-1/4" (31.8 mm)
- \* **Maximum Volts/Amps:** 480VAC/12.5A

### Duraband Type S1 – Lead Wire Spring Strain Relief

A strain relief spring is attached to the heater at the termination exit to reduce strain on leads subjected to excessive flexing. The spring is 2-1/8" long. The flexible standard leads are 10" long with 3" of fiberglass sleeving. *If longer leads are required, specify when ordering.*

**Type S1A** – Plain Leads and Strain Relief Spring crimped in place for heaters under 2-1/2" I.D. and/or under 1-1/4" width.

**Type S1AT** – Plain Leads and Strain Relief Spring attached with a threaded fitting for heaters over/equal 2-1/2" I.D. and over/equal 1-1/4" width.

**Type S1B** – Stainless Steel Wire Braided Leads and Strain Relief Spring crimped in place for heaters under 2-1/2" I.D. and/or under 1-1/4" width 10" of braid over 12" of flexible leads is standard.

**Type S1BT** – Stainless Steel Wire Braided Leads and Strain Relief Spring attached with a threaded fitting for heaters over/equal 2-1/2" I.D. and over/equal 1-1/4" width. 10" of braid over 12" of flexible leads is standard.



#### One-Piece Band

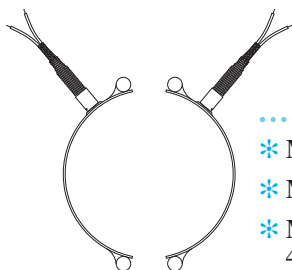
**Standard Termination Location:** next to gap; center of width

- \* **Minimum Inside Diameter:** 2" (50.8 mm)
- \* **Minimum Width:** 1-1/4" (31.8 mm)
- \* **Maximum Volts:** 480VAC
- \* **Maximum Amps:** 12.5A

#### Two-Piece Band

**Standard Termination Location:** next to same gap on each half; center of width

- \* **Minimum Inside Diameter:** 2" (50.8 mm)
- \* **Minimum Width:** 1-1/4" (31.75 mm)
- \* **Maximum Volts/Amps:** 480VAC/12.5A each half



#### One-Piece Expandable Band

**Standard Termination Location:** next to gap; center of width

- \* **Minimum Inside Diameter:** 2-1/2" (63.5 mm)
- \* **Minimum Width:** 1-1/4" (31.75 mm)
- \* **Maximum Volts/Amps:** 480VAC/12.5A

