


Special Mica Insulated Heater Construction Variations (continued)

Square, Rectangular, or Hexagon Bands

Square or Rectangular band heaters are normally used for heating dies on plastic extruders, or the barrels of twin screw extruders. They can be made in either one- or two-piece construction but two-piece construction with **Style 1** Clamping (see below) is recommended.



Hexagon shaped band heaters are used on the hex shaped portion of the nozzle on injection molding machines. These types of heaters are strictly made to customer specifications with bent-up flange clamping only.



Clamping Styles – Three clamping styles are used on square and rectangular band heaters:

Style 1 for 2-piece heaters: bent-up flange clamping at the corners provides the most uniform clamping force and should be used whenever possible.

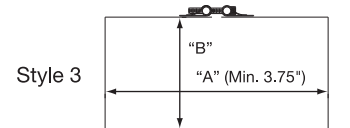
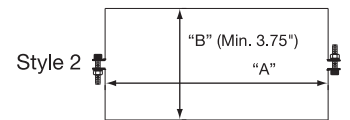
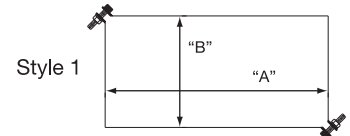
Maximum Recommended Watt Density: 25 w/in²

Style 2 for 2-piece heaters: bent-up flange clamping or built-in strap brackets at the sides requires a minimum “B” dimension of 3.75” (95.3 mm).

Maximum Recommended Watt Density: 20 w/in²

Style 3 for 1-piece heaters: bent-up flange clamping or built-in strap brackets at the sides requires a minimum “A” dimension of 3.75” (95.3 mm).

Maximum Recommended Watt Density: 25 w/in²



Ordering Information

- Square, Rectangular or Hex
- Select Clamping Style 1, 2 or 3
- Specify inside dimensions – Square or Rectangular: “A” and “B”
Hexagon: Specify internal dimension across flats
- Width: Minimum 3/4” (19.1 mm)
- Wattage: per half on two-piece heaters
- Voltage: per half on two-piece heaters
- Termination (see pages 1-32 through 1-45)
- Lead Cable/Braid Length
- Special Features (see page 1-46)
- Provide drawing or sample part when possible

⚠ WARNING: Cancer and Reproductive Harm - www.P65Warnings.ca.gov.

Cone Shapes

Cone Shaped Heaters are normally used for special heating applications when heat is required for hoppers or funnels. They are made strictly to customer specifications. The preferred method of attachment is with built-in bracket clamping. When ordering or for quoting purposes, supply a detailed drawing or sample part. Include the top ID, bottom ID, and the vertical rise or heater width.

