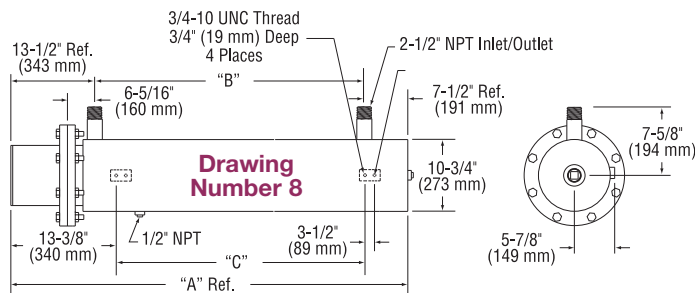
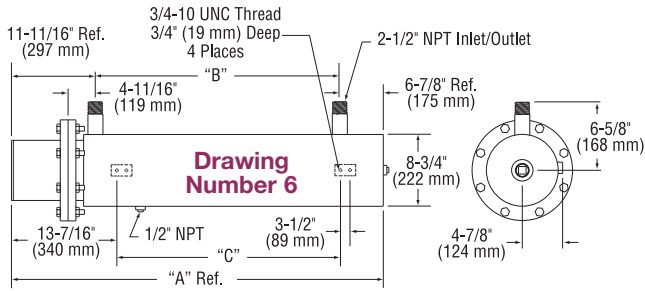


Standard (Non-Stock) Circulation Heaters

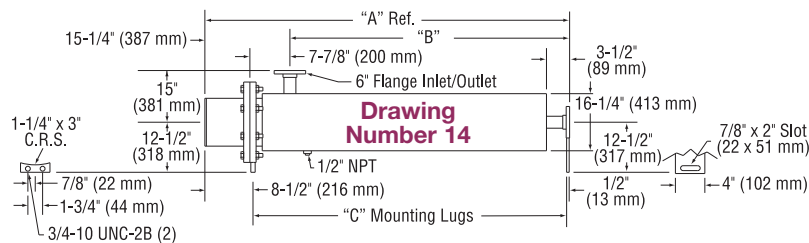
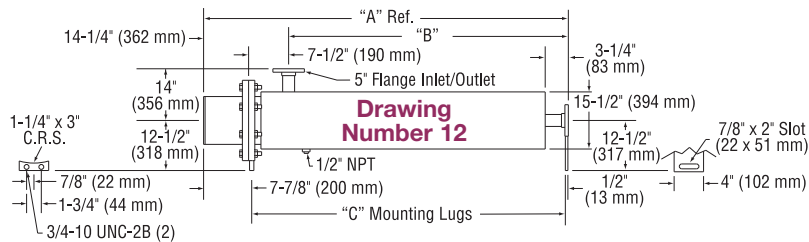
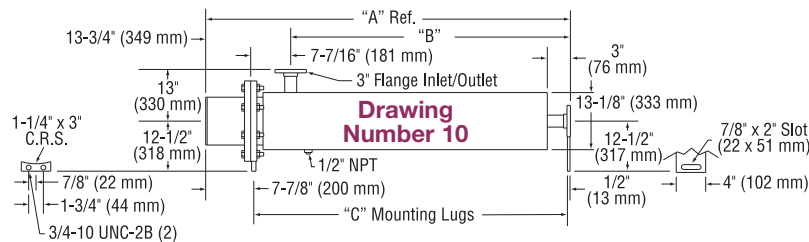


Dimensional Drawing Number

| Drawing Number | "A" | | "B" | | "C" | |
|----------------|---------|------|----------|------|----------|------|
| | in | mm | in | mm | in | mm |
| 4.3 | 69-5/16 | 1761 | 52 | 1321 | 48-1/2 | 1232 |
| 4.4 | 90-5/16 | 2294 | 73 | 1854 | 69-1/2 | 1765 |
| 5.2 | 52-3/8 | 1330 | 37 | 940 | 15-1/4 | 387 |
| 5.3 | 63-7/8 | 1622 | 48-1/2 | 1232 | 21 | 533 |
| 5.4 | 77-1/4 | 1962 | 61-7/8 | 1572 | 27-1/2 | 698 |
| 5.5 | 90-1/4 | 2292 | 74-7/8 | 1902 | 34-1/4 | 870 |
| 6.2 | 49-9/16 | 1259 | 31 | 787 | 27-1/2 | 699 |
| 6.3 | 70-9/16 | 1792 | 52 | 1321 | 48-1/2 | 1232 |
| 6.4 | 91-9/16 | 2326 | 73 | 1854 | 69-1/2 | 1765 |
| 8.3 | 60-3/4 | 1543 | 39-11/16 | 1008 | 36-3/16 | 919 |
| 8.4 | 68-3/4 | 1746 | 47-5/16 | 1202 | 43-13/16 | 1113 |
| 8.5 | 77-7/8 | 1978 | 56-13/16 | 1443 | 53-5/16 | 1354 |
| 8.6 | 86-7/8 | 2207 | 65-13/16 | 1672 | 62-5/16 | 1583 |
| 8.7 | 96-7/8 | 2461 | 75-13/16 | 1926 | 72-5/16 | 1837 |
| 10.3 | 89 | 2261 | 75-1/4 | 1911 | 81 | 2057 |
| 10.4 | 96-1/2 | 2451 | 82-3/4 | 2102 | 88-1/2 | 2248 |
| 10.5 | 104 | 2642 | 90-1/4 | 2292 | 96 | 2438 |
| 12.4 | 96-3/4 | 2457 | 82-1/2 | 2096 | 88-5/8 | 2251 |
| 12.5 | 104-1/4 | 2648 | 90 | 2286 | 96-1/8 | 2442 |
| 14.4 | 97-1/8 | 2467 | 81-7/8 | 2080 | 88-3/4 | 2254 |
| 14.5 | 104-5/8 | 2657 | 89-3/8 | 2270 | 96-1/4 | 2445 |



Note: Circulation heater mounting lug design and location in the assembly drawings shown are standard. Designs can be modified to fit customer installation. Consult Tempco with your requirements.



Ordering Information

See Page 11-69 for complete Ordering Information.