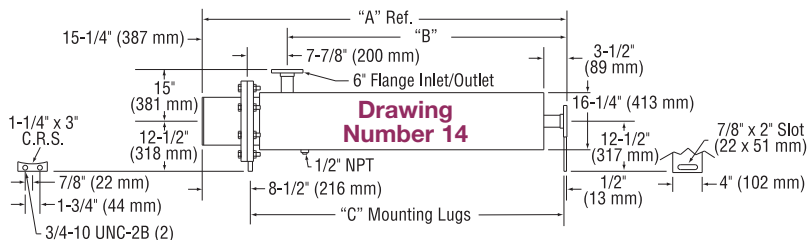
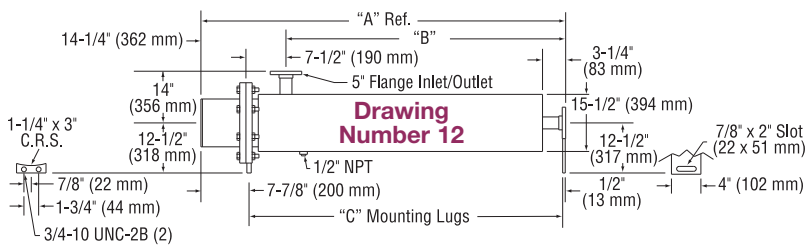
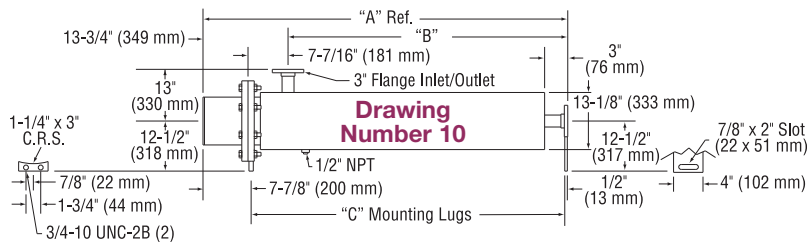
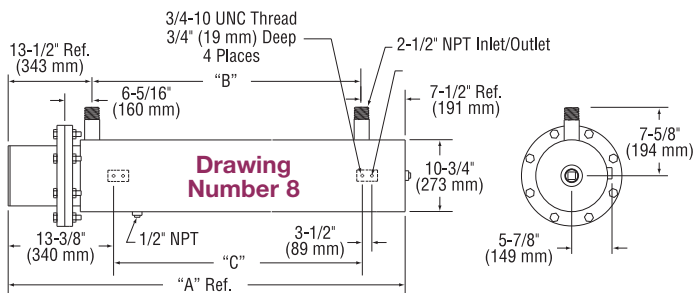
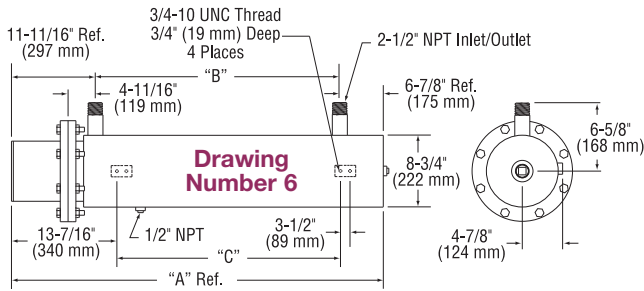


### Standard (Non-Stock) Circulation Heaters



### Dimensional Drawing Number

Drawing Number	"A"		"B"		"C"	
	in	mm	in	mm	in	mm
4.1	37-13/16	960	20-1/2	521	17	432
4.2	48-5/16	1227	31	787	27-1/2	699
4.3	69-5/16	1761	52	1321	48-1/2	1232
5.1	45-3/8	1153	30	762	11-1/2	292
5.2	52-3/8	1330	37	940	15-1/4	387
5.3	63-7/8	1622	48-1/2	1232	21	533
6.1	39-1/16	992	20-1/2	521	17	432
6.2	49-9/16	1259	31	787	27-1/2	699
6.3	70-9/16	1792	52	1321	48-1/2	1232
8.2	53-3/4	1365	32-11/16	830	29-3/16	741
8.3	60-3/4	1543	39-11/16	1008	36-3/16	919
8.4	68-3/4	1746	47-5/16	1202	43-13/16	1113
8.5	77-7/8	1978	56-13/16	1443	53-5/16	1354
8.6	86-7/8	2207	65-13/16	1672	62-5/16	1583
8.7	96-7/8	2461	75-13/16	1926	72-5/16	1837
10.3	89	2261	75-1/4	1911	81	2057
10.5	104	2642	90-1/4	2292	96	2438
12.3	89-1/4	2267	75	1905	81-1/8	2061
12.5	104-1/4	2648	90	2286	96-1/8	2442
14.2	82-1/8	2086	66-7/8	1699	73-3/4	1873
14.3	89-5/8	2276	74-3/8	1889	81-1/4	2064



**Note:** Circulation heater mounting lug design and location in the assembly drawings shown are standard. Designs can be modified to fit customer installation.

Consult Tempco with your requirements.



Circulation heater with optional externally mounted thermostat.

### Ordering Information

See Page 11-69 for complete Ordering Information.