


Temperature Sensing

MI Cable Thermocouple Assemblies




Style MTA9 Handheld Probe

Bakelite Handle




Teflon® Handle



Design Features

- * Coil cord lengths are available only in 1 ft. (5 ft. extended) and 2 ft. (10 ft. extended).
- * Coil cord construction is good to 221°F (105°C).
- * Fiberglass lead construction is good to 900°F (482°C).
- * Teflon® insulated lead construction is good to 392°F (200°C).



Ordering Information

Thermocouples are offered with the options listed in the worksheet below. Create an ordering code by filling in the boxes with the appropriate number and/or letter designation for your requirements, and a part number will be assigned.

Ordering Code:

MTA9 -

Calibration Code BOX 1

ANSI Standard Tolerances	J	K	E	T	N
Special Tolerances	3	4	5	6	7

Sheath Length "L" BOX 6

Whole inches
01 to 99
For lengths over 99 in. consult TEMPCO.

Sheath Length "L" BOX 7

Fractional inches		
0 = 0"	3 = 3/8"	6 = 3/4"
1 = 1/8"	4 = 1/2"	7 = 7/8"
2 = 1/4"	5 = 5/8"	

Lead Wire Construction BOX 11

		Overbraided	Flex Armor
Coil Cord	C	-	-
Fiberglass	S	B	A
Teflon®	T	D	F

Note: Coil cord insulation is PVC/Polyurethane with a temperature rating of 221°F (105°C).

Number of Conductors BOX 2

- 2 = Single
- 4 = Duplex

Insulation BOX 3

- M = 96% min. MgO (Standard)
- H = 99.4% min. MgO

Sheath Material BOX 4

- A = Alloy 600
- B = 304 SS
- C = 316 SS

Sheath O.D. BOX 5

- F = .125" ±.002
- G = .188" ±.002
- H = .250" +.003/- .002

Junction BOX 8

	Grounded	Ungrounded	Exposed
Single	G	U	E
Dual, common	4	5	6
Dual, isolated	-	7	8

Tip BOX 9

- R = Round Tip
- D = Drill Point
- F = Flat Tip
- O = Exposed Junction

Lead Wire Length BOX 10

In inches 012 to 999
For Coil Cords Enter 060 or 120

Lead Wire Termination BOX 12

- P = Standard Male Plug
- J = Standard Female Jack
- K = Std. Plug with Mating Jack
- D = Mini Male Plug
- E = Mini Female Jack
- F = Mini Plug with Mating Jack
- B = Std. — 2-1/2" Split Leads
- S = Leads with Spade Lugs
- C = 2-1/2" Split with BX connector and Spade Lugs

Handle Type BOX 13

- 1 = Stainless Steel
- 2 = Teflon® 500°F (260°C)
- 3 = Bakelite 400°F (204°C)

Special Requirements BOX 14

- X = Specify
- 0 = None

WARNING: Cancer and Reproductive Harm - www.P65Warnings.ca.gov.