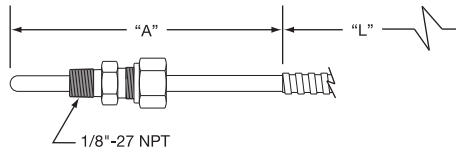


### Compression Fitting Styles

#### Style 6—Rigid Straight Compression Fitting Thermocouple

Part Number	Termination Style†	"A" Dim. (in)	"L" Dim. (in)
TCP60001	S	4	48
TCP60002	C	4	48
TCP60003	P	4	48
TCP60004	J	4	48
TCP60005	B	4	48

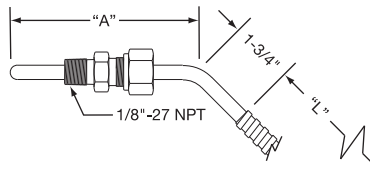


#### Design Features

- \* Standard Calibration — ANSI Type J Grounded Junction
- \* Standard Probe Material 304 Stainless Steel
- \* Standard Probe Diameter—3/16"
- \* For use up to 900°F (482°C)
- \* One-Time Adjustable 1/8"-27 NPT Brass Compression Fitting

#### Style 7—Rigid 45° Bend Compression Fitting Thermocouple

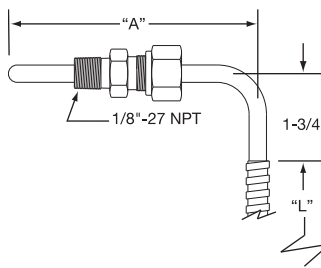
Part Number	Termination Style†	"A" Dim. (in)	"L" Dim. (in)
TCP70001	S	4	48
TCP70002	C	4	48
TCP70003	P	4	48
TCP70004	J	4	48
TCP70005	B	4	48



*All Items Available from Stock*

#### Style 8—Rigid 90° Bend Compression Fitting Thermocouple

Part Number	Termination Style†	"A" Dim. (in)	"L" Dim. (in)
TCP80001	S	4	48
TCP80002	C	4	48
TCP80003	P	4	48
TCP80004	J	4	48
TCP80005	B	4	48



† See Page 14-9 for Termination Style descriptions.

### Custom Made TCP Thermocouples (Compression Fitting Style)

#### Ordering Code:



#### Style BOX 1

6 = Straight  
7 = 45° Bend  
8 = 90° Bend

#### Calibration BOX 2

ANSI Standard Tolerances J K E T N

#### Junction BOX 6

Single Element Dual Element  
Grounded Ungrounded  
G U  
4 5

#### "L" Dimension BOX 7

Whole inches  
000 to 999

#### Sheath Diameter BOX 3

F = .125  
G = .188 (Standard)  
H = .250  
X = Other (Specify)

#### Lead Insulation BOX 8

Fiberglass 900°F (482°C) S B A  
Teflon® 400°F (204°C) T D F

w/ SS Overbraid w/ SS Armor Cable

#### "A" Dimension BOX 4

Whole inches  
01 to 99 (1-3/4" min.)

#### Termination BOX 9

(See page 14-9 for Termination Style Descriptions)  
B = 2-1/2 in. Split Leads P = Standard Plug  
S = Spade Lugs J = Standard Jack  
C = Spade Lugs with BX Conn. K = Standard Plug and Jack  
D = Miniature Plug  
E = Miniature Jack  
F = Mini. Plug and Jack  
X = Other (Specify)

#### "A" Dimension BOX 5

Fractional inches  
0 = 0" 3 = 3/8" 6 = 3/4"  
1 = 1/8" 4 = 1/2" 7 = 7/8"  
2 = 1/4" 5 = 5/8"

#### Tip Style BOX 10

R = Round F = Flat D = Drill Point

#### Special Requirements BOX 11

X = Specify  
0 = None

**WARNING:** Cancer and Reproductive Harm - [www.P65Warnings.ca.gov](http://www.P65Warnings.ca.gov).

(800) 323-6859 • Email: [sales@tempco.com](mailto:sales@tempco.com)