

6 Standard KTE & KTG Housing Sizes Available

Series KTE1 & KTG1

- 9.75" × 2.46" (247.7 × 62.5 mm)
Available in Two Constructions
- Translucent Tubes (KTE1)
 - Clear Tubes with Hi-Efficiency Gold Coated Ceramic Backing (KTG1)

Series KTE2 & KTG2

- 4.88" × 2.46" (123.8 × 62.5 mm)
Available in Two Constructions
- Translucent Tubes (KTE2)
 - Clear Tubes with Hi-Efficiency Gold Coated Ceramic Backing (KTG2)

Series KTE3 & KTG3

- 7.31" × 2.46" (185.7 × 62.5 mm)
Available in Two Constructions
- Translucent Tubes (KTE3)
 - Clear Tubes with Hi-Efficiency Gold Coated Ceramic Backing (KTG3)

Series KTE4 & KTG4

- 14.63" × 2.46" (371.5 × 62.5 mm)
Available in Two Constructions
- Translucent Tubes (KTE4)
 - Clear Tubes with Hi-Efficiency Gold Coated Ceramic Backing (KTG4)


Series KTE5

- 19.50" × 2.46" (495.3 × 62.5 mm)
Available with Translucent Tubes only


Series KTE6 & KTG6

- 4.88" Square (123.8 mm)
– Translucent Tubes (KTE6)
– Clear Tubes with Hi-Efficiency Gold Coated Ceramic Backing (KTG6)

2 Universal Mounting Styles (C & S) Available




Style C – Single Ceramic Header with Leads
(Shown with Clear Tubes with Hi-Efficiency Gold Coated Ceramic Backing)



Style C – Two Ceramic Headers with Leads
(Shown with Translucent Tubes and T/C)

INTERCHANGEABLE MOUNTING DESIGN

Style C KTE and KTG E-Mitters have a Standard Ceramic Mounting Head and are interchangeable with CRC, CRB, CRN and CRZ Ceramic E-Mitters.



Style S – Two 10-32 Studs × 1" on centerline
(Shown with Translucent Tubes and T/C)

