

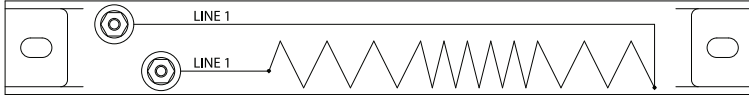
Power Variations

Channel Strip Heater Internal Power Variations



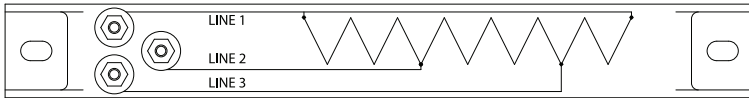
Notes: Leads can be connected externally or internally. See pages 8-4 thru 8-6 for details. Internal power variations are also available on Tempco's Finned Channel Strip Heaters (CSF) and Tempco's Finned Enclosure Heaters (EHF). See pages 8-12 through 8-15 for product details.

Type DW Distributed Wattage



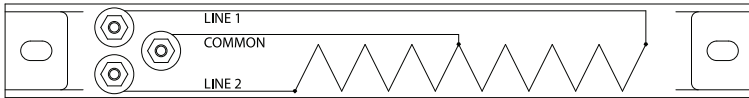
Channel strip heaters can be designed to vary the wattage along the length of the heater. Specify number of zones and the required watts and length per zone.
Shown with T4 termination.

Type 3PH Three Phase



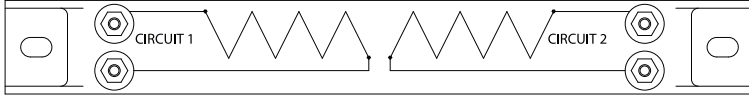
In order to minimize the gauge of the wiring on high wattage channel strip heaters, 3-phase elements can be designed.
Available on 1-1/2" wide heaters only.

Type DV_ Dual Voltage (1 and 2)



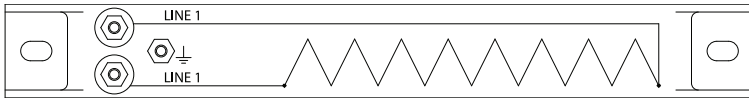
Channel strip heaters can be designed using 3-wire series/parallel circuits for dual voltage applications. Whether the heater is run on the high or low voltage, the wattage will be the same.
DV1: 120/240 volts **DV2:** 240/480 volts

Type DWV Dual Circuits



Independent resistance elements can be designed in a single channel strip heater for added versatility.

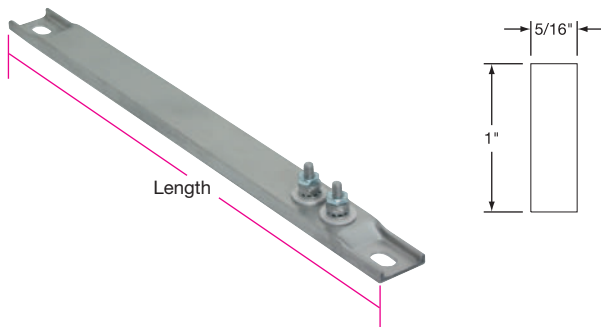
Type GL Ground Lead/Sheath



For those applications requiring a separate ground lead attached to the channel strip heater sheath.

Standard (Non-Stock) Sizes and Ratings

1" x 5/16" (25.4 x 7.94 mm) Channel Strip Heaters Channel Strip Heaters with T2 Terminals and Mounting Tabs



Length in	mm	Wattage	Watt Density		Part Number	
			W/in ²	W/cm ²	120V	240V
8	203.2	250	13	2	CSH00021	—
9½	241.3	300	13	2	CSH00022	—
11	279.4	350	13	2	CSH00023	—
12	304.8	400	13	2	CSH00024	CSH00025
14	355.6	450	13	2	CSH00026	CSH00027
15¼	387.4	500	13	2	CSH00028	CSH00029
17⅞	454.0	600	13	2	CSH00030	CSH00031
19½	495.3	600	12	2	CSH00032	CSH00033
21	533.4	750	14	2	CSH00034	CSH00035
22½	571.5	750	13	2	CSH00036	CSH00037
23¾	603.3	800	13	2	CSH00038	CSH00039
25½	647.7	900	14	2	CSH00040	CSH00041
27½	698.5	900	13	2	CSH00042	CSH00043
28¾	730.3	1000	13	2	CSH00044	CSH00045
30½	774.7	1000	13	2	CSH00046	CSH00047
33½	850.9	1000	12	2	CSH00048	CSH00049
35⅞	911.2	1000	11	2	CSH00050	CSH00051
38½	977.9	1250	13	2	CSH00052	CSH00053

View Product Inventory @ www.tempco.com